




LANCASTER COUNTY  
SOLID WASTE  
MANAGEMENT  
AUTHORITY



# WHY IS MY TRASH FEE GOING UP?

*Important information for Lancaster County residents*

**Disposal fees are approximately 24% of a  
resident's trash bill**







## FACTS:

- LCSWMA's refuse rate remained at \$73.00/ton from 2009 to 2019.
- Economic conditions have caused unexpected disruptions in supply chains leading to increased operating costs.
- Competitive labor markets and high demand for qualified commercial drivers have pushed wages to all-time highs. In fact, wages have increased nationally by 30% from last year.
- LCSWMA has not been immune to these challenging economic times and continues to focus on operating in a fiscally responsible manner while maintaining high standards of customer service, safety, innovation and environmental stewardship.



## WHY DID LCSWMA INCREASE ITS RATES?:

- While certainly a factor, the economy is not the sole reason for necessary rate increases. To maintain LCSWMA's unique and award-winning Integrated System, the Authority must invest more than \$17 million per year over the next five years. Significant investments will:
  -  Ensure future landfill capacity
  -  Maintain and enhance waste-to-energy operations and capacity
  -  Allow for environmental upgrades to renewable energy projects
  -  Provide the opportunity for environmental upgrades across all Lancaster County facilities



[WWW.LCSWMA.ORG](http://WWW.LCSWMA.ORG)



[info@lcswma.org](mailto:info@lcswma.org)